

Two Rivers Community School

2022 ▼


School Website: 

(<http://www.tworiverscommunityschool.net>)

Grade Span: OK-08 **Charter:** Yes

1018 Archie Carroll Road, Boone, NC 28607

Compare to Other Schools 

 The data for **Watauga County Schools** has been added to the comparison charts below because **Two Rivers Community School** is located in that county.

2021-22 Overall Performance 

View Performance by
School or District

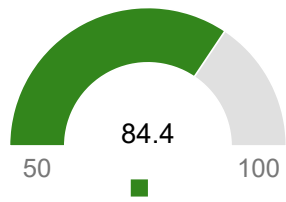
View Performance by
Subgroup

The accountability reports for the 2021-22 school year include all required components, including the calculation of School Performance Grades. Unlike the previous two school years (2019-20 and 2020-21), the U.S. Department of Education did not grant waivers from federal testing and accountability requirements for the 2021-22 school year. The U.S. Department of Education approved an addendum requested by the State Board of Education to the state's Every Student Succeeds Act (ESSA) plan for relief from certain data requirements impacted by COVID-19. The addendum approval letter is available at <https://www.dpi.nc.gov/media/14775/download?attachment> (<https://www.dpi.nc.gov/media/14775/download?attachment>).

B 2021-22
GRADE

72

PERFORMANCE GRADE SCORE




Academic Growth

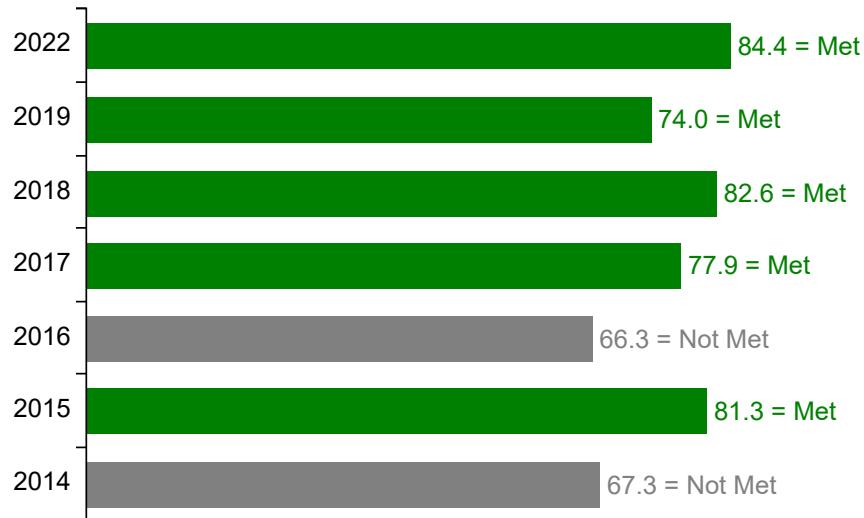
✓ Growth Met

Growth Range	Growth Status
85.0-100.0	Exceeded
70.0-84.9	Met
50.0-69.9	Not Met

Performance Grade Score History



Academic Growth History



B 2021-22
EOG MATH GRADE

71

EOG MATH GRADE SCORE



Growth Met

B


2021-22
EOG READING GRADE

73

EOG READING GRADE
SCORE



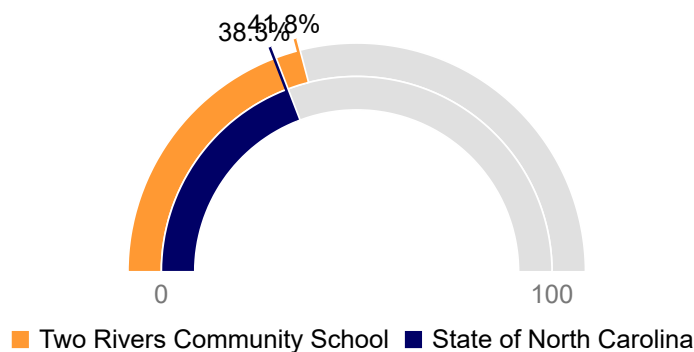
Growth Met

 **Note - To protect student privacy, some data values for small groups will be suppressed as "> 95%" or "< 5%" in the charts or tables below. For counts less than 10, no data will be displayed.**

2021-22 Student Characteristics & Participation

This section describes some key measures about the students at this school.

Percentage Economically Disadvantaged ⓘ



2021-22 Career and College Ready

This section describes data around College and Career Ready in Two Rivers Community School. For more information about College and Career Ready please see: <http://www.ncpublicschools.org/cte/> (<http://www.ncpublicschools.org/cte/>).

Career Ready

Participation in Career and Technical Education ⓘ

Number
Participating

Percent
Participating

N/A

<5%

2021-22 Student Performance

Student Performance
by School/District

Student Performance
by Subgroup

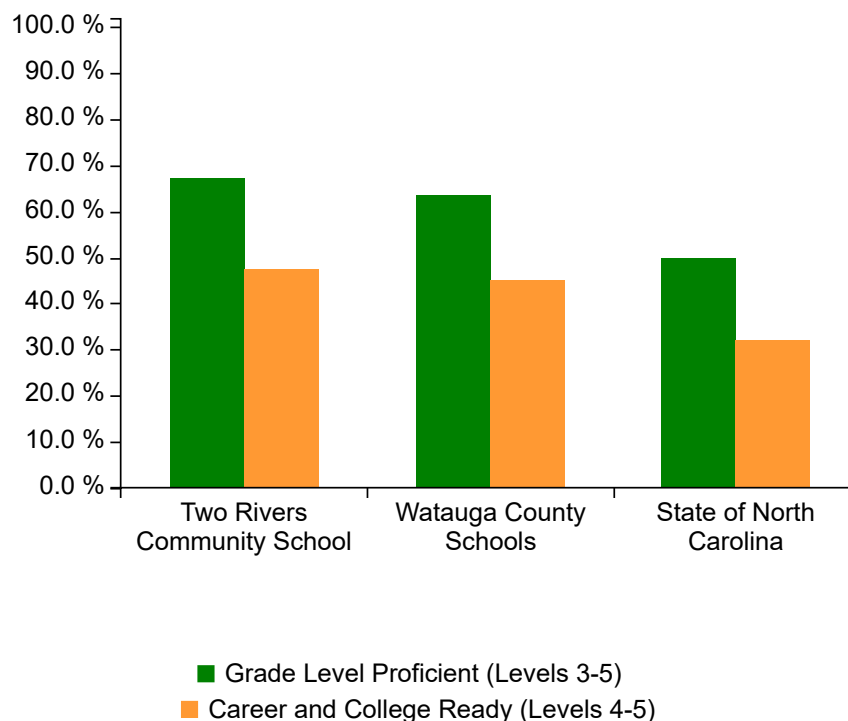
This section describes student performance in various test subject areas. Student test performance is reported as one of four achievement levels. **i** Not Proficient is below grade level. Level 3 is grade level proficient. Levels 4 and 5 indicate students are on track for career-and-college readiness.

Proficiency in Subject Areas

Math Performance **i**

Summary Chart

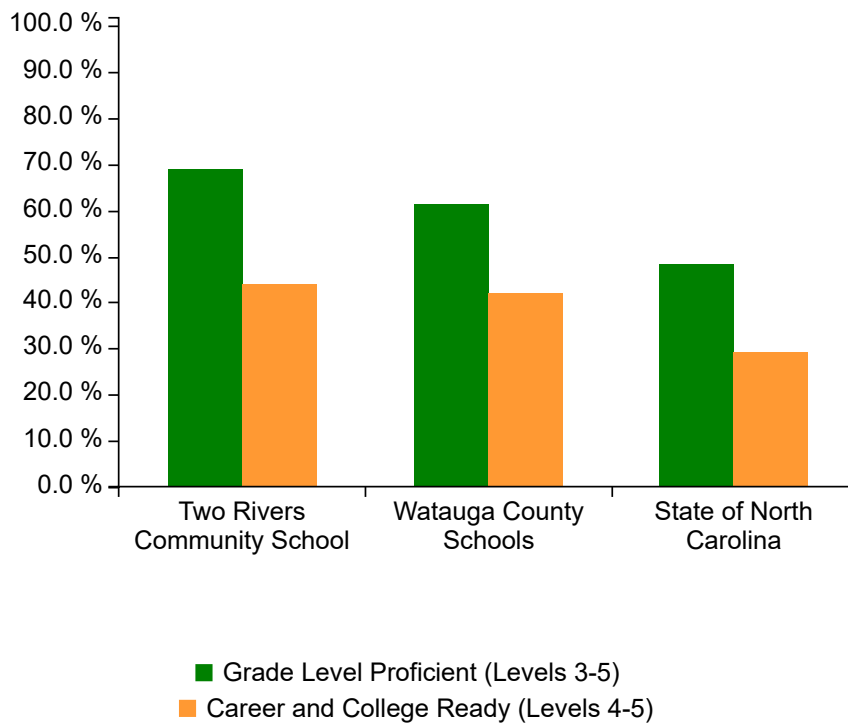
Table



Reading Performance **i**

Summary Chart

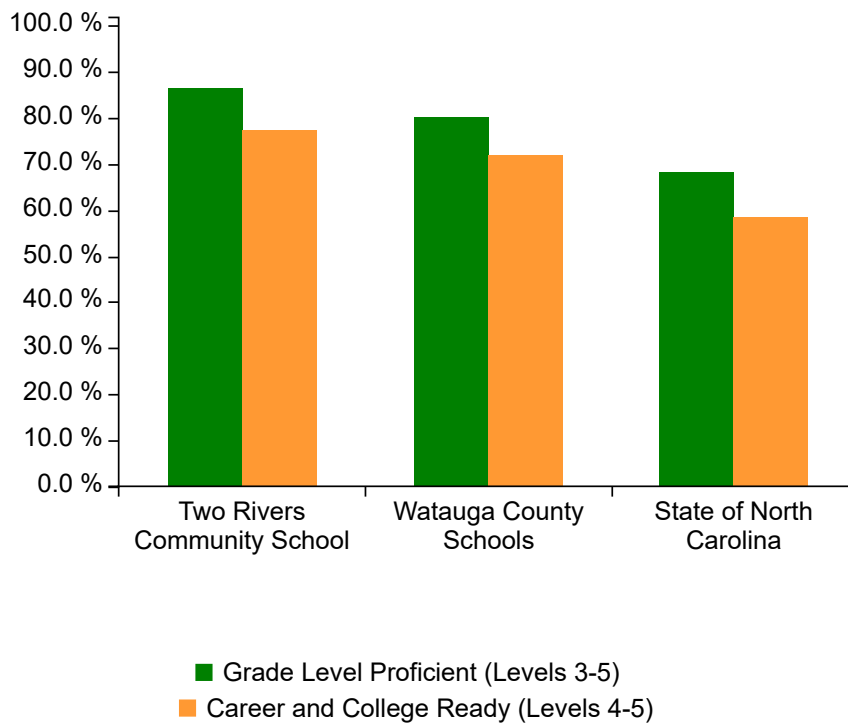
Table



Science Performance

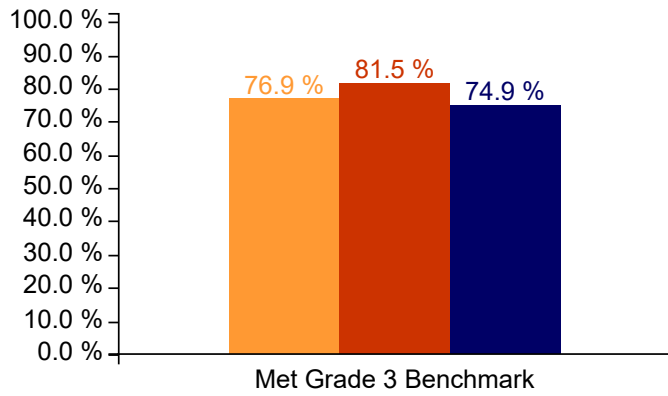
Summary Chart

Table



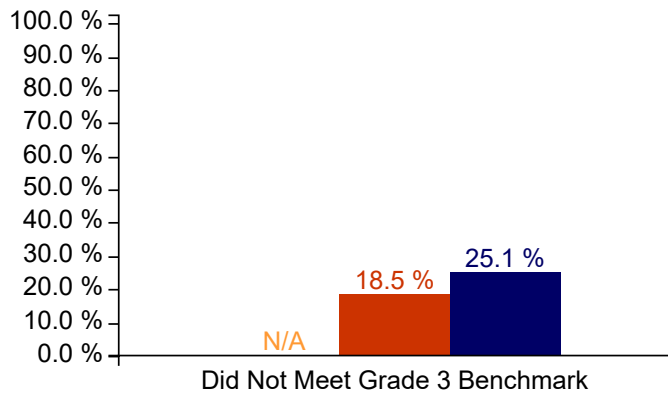
Other Measures

Read to Achieve - Met Grade 3 Benchmark



Two Rivers Community School
Watauga County Schools State of North Carolina

Read to Achieve - Did Not Meet Grade 3 Benchmark



Two Rivers Community School
Watauga County Schools State of North Carolina

Test Participation

Percentage of students participating in state mandated standardized testing.

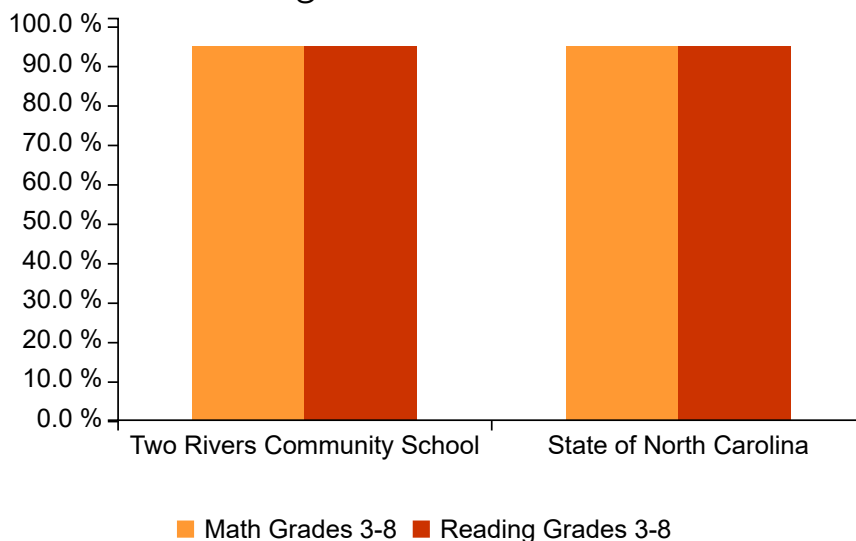



Chart Table

Students with Disabilities Alternate Test Participation

The percent of tested students is expected to be below 1% at the state level. Most schools have so few students that this information may be masked to protect student privacy. 

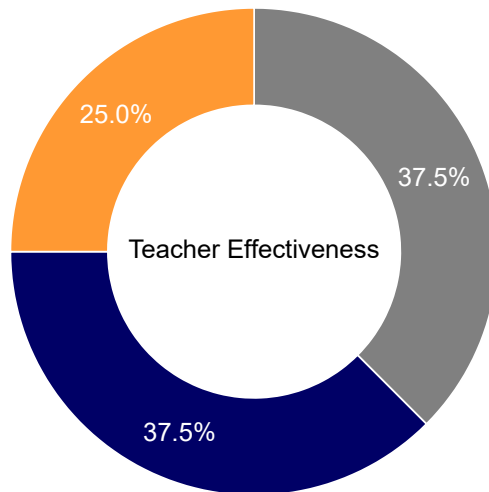
2021-22 Teachers and Qualifications

This section provides information on teachers and their qualifications.

Summary Chart

Table

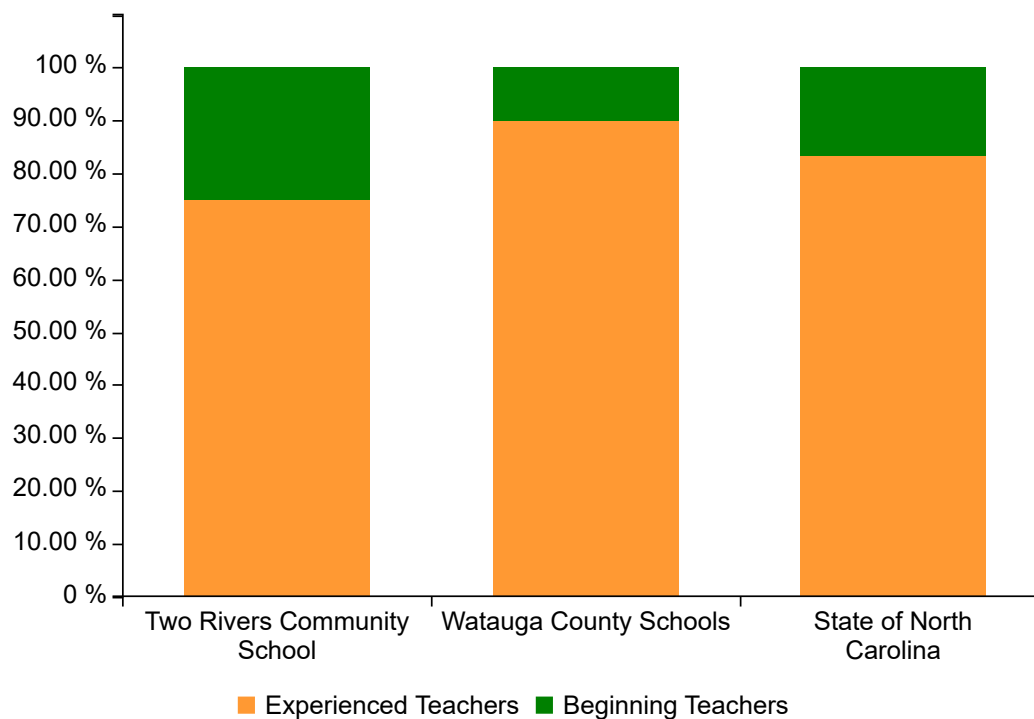
Two Rivers Community School



■ Needs Improvement ■ Effective ■ Highly Effective

Chart Table

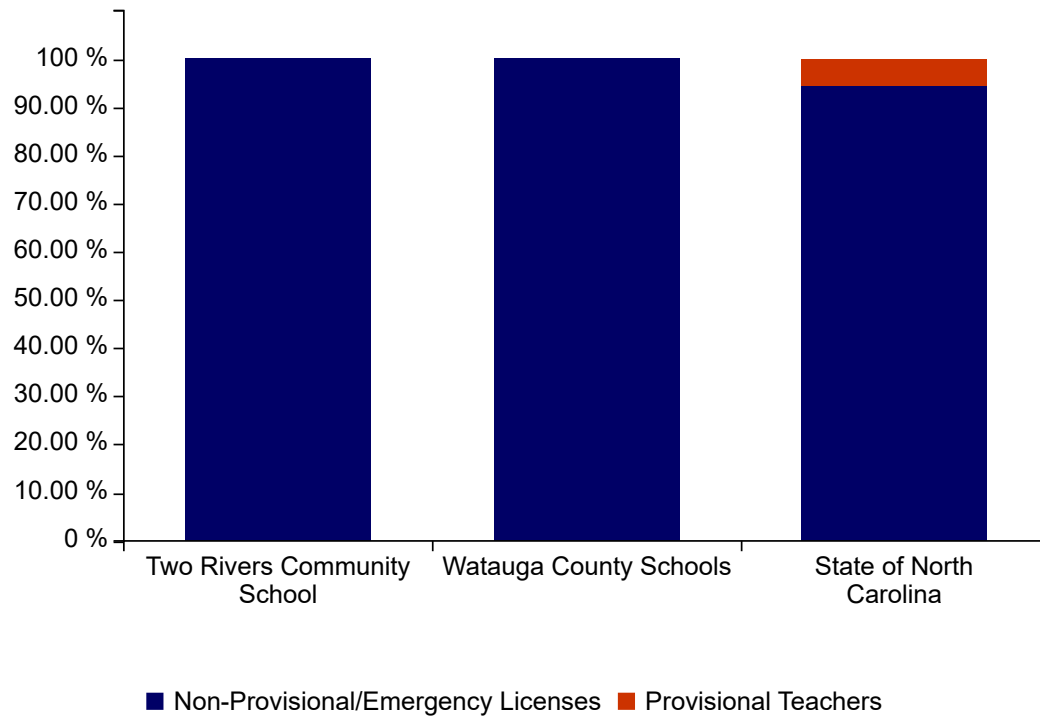
Teacher Qualifications



Summary Chart

Table

Non-Provisional/Emergency Licenses



2021-22 School Environment

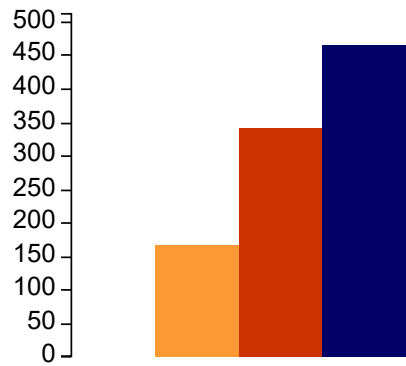
[View Environment
by School/District](#)[View Environment
by Subgroup](#)

This section provides information on the school environment and facilities

Total Students

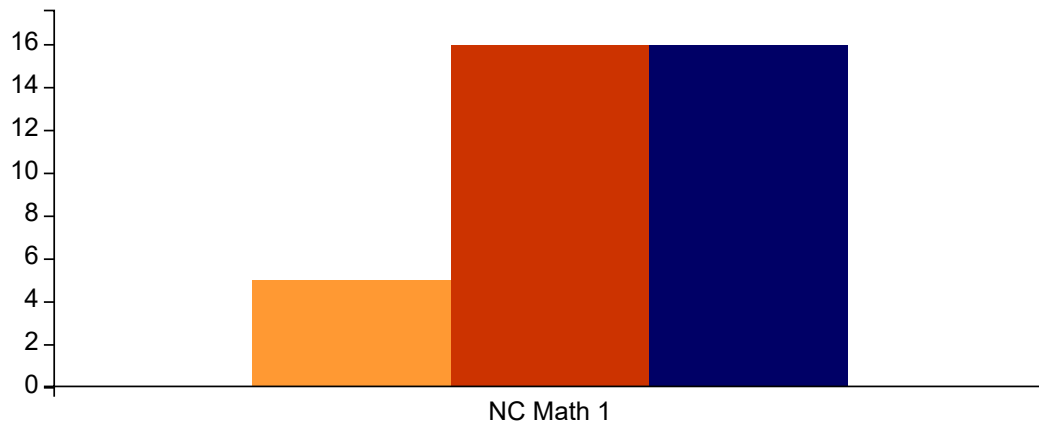
166

Student Enrollment ⓘ



Two Rivers Community School
Watauga County Schools
State of North Carolina

Average Course Size ⓘ



Two Rivers Community School Watauga County Schools State of North Carolina

Suspension and Expulsion Rates (per 1000)

students)

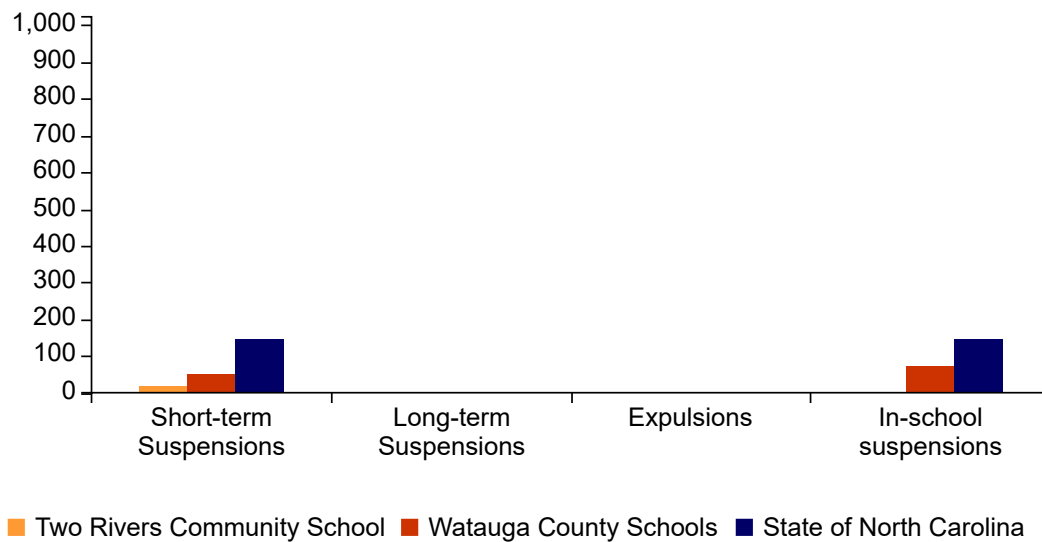
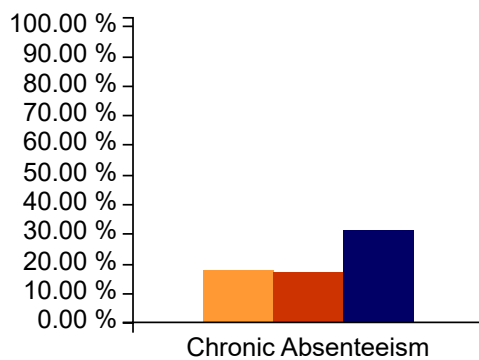


Chart Table

Rates of Criminal Acts, Bullying, Law Enforcement Referrals, and Arrests (per 1000 Students)

Agency	Criminal Acts	Bullying and Harassment	Referral to Law Enforcement	Arrests
Two Rivers Community School	0.00	6.02	0.00	0.00
Watauga County Schools	4.86	18.54	0.00	0.00
State of North Carolina	7.51	12.06	4.58	0.10

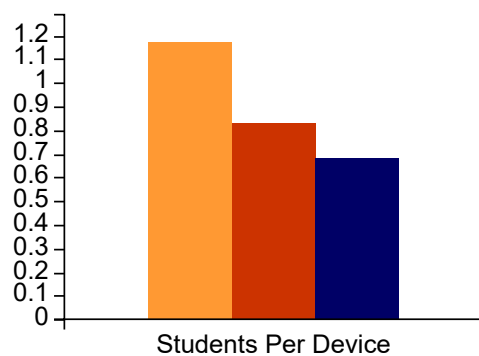
Chronic Absenteeism



Two Rivers Community School
Watauga County Schools
State of North Carolina

Chart Table

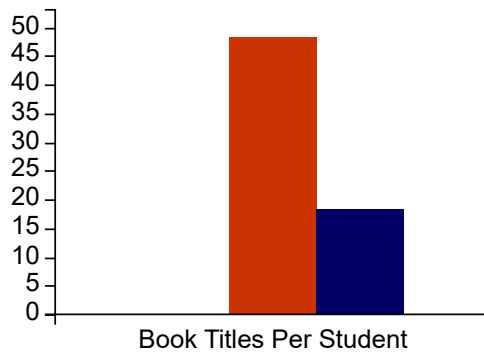
Students Per Device



Two Rivers Community School
Watauga County Schools
State of North Carolina

Chart Table

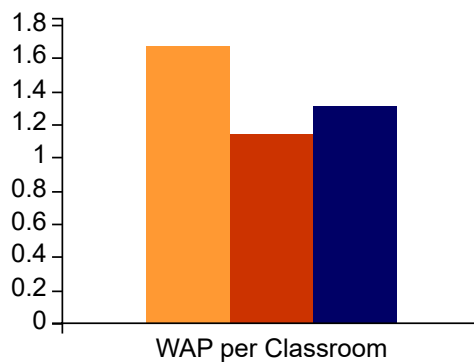
Book Titles Per Student



- Two Rivers Community School
- Watauga County Schools
- State of North Carolina

[Chart](#) [Table](#)

Wireless Access Points per Classroom



- Two Rivers Community School
- Watauga County Schools
- State of North Carolina

[Chart](#) [Table](#)

Devices Issued To Students

Two Rivers Community School provides a school owned device for each student in each of the following grades.

3rd 4th 5th 6th 7th 8th



Arts Education

The following arts education programs are offered at Two Rivers Community School. For more information about Arts Education Courses offered in NC, please visit the [NC Arts Ed Data Project](https://artsednc.org/resources/arts-education-data-project/) (<https://artsednc.org/resources/arts-education-data-project/>).

Dance	Music	Theatre Arts	Visual Arts
<hr/>			


Strategic Planning 2021-22

This section provides information on Two Rivers Community School's strategic planning, goals and progress.

- Title 1 Status 

Progress Goals

This school has progress goals for Math Grades 3-8, and Reading Grades 3-8 in the following student groups - ALL, Economically Disadvantaged, and White.

Click the following [link](https://accrpt.tops.ncsu.edu/essa_ltg/ltg.html)  (https://accrpt.tops.ncsu.edu/essa_ltg/ltg.html) to see the progress of student groups at this school (note you will need to select this school again).